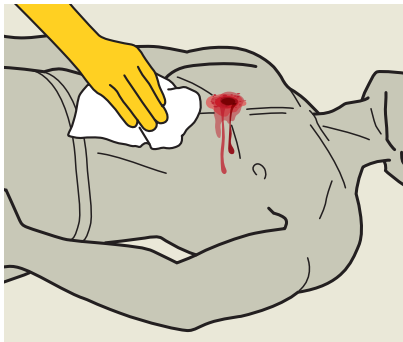


THE DEPENDABLE CHEST SEAL IN A COMPACT PACK

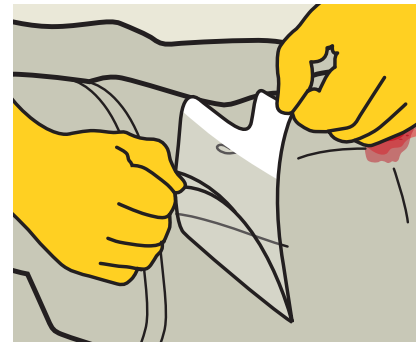
Foxseal Chest Seal is a pioneering occlusive dressing for the treatment of open chest wounds as a tool in prevention of pneumothorax.



1. Wipe dirt/fluid from skin around the wound.



2. Pack has 4 tear notches, one at each corner. Tear open pack and remove Foxseal.



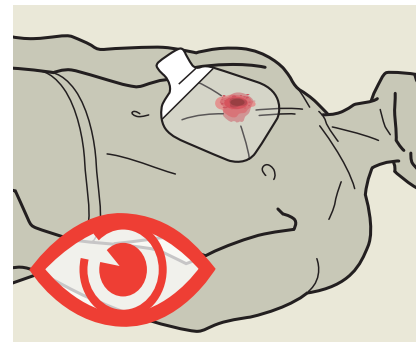
3. Grip tab and peel to remove Foxseal from clear liner to expose the adhesive side.



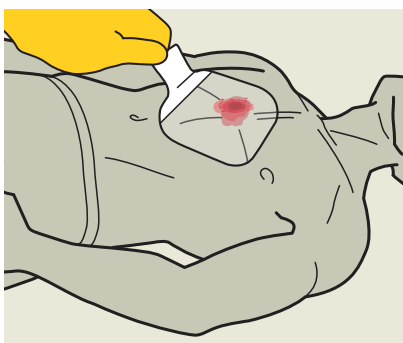
4. Place dressing centred on the wound, adhesive side down.



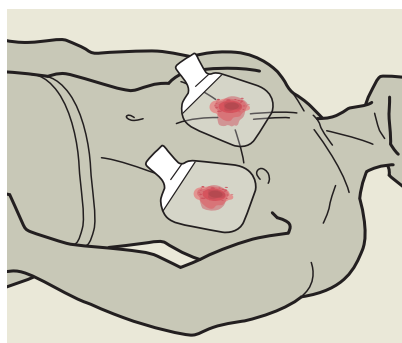
5. Firmly press dressing to skin around wound to seal.



6. Continue to assess casualty for developing tension pneumothorax.



7. Use tab to vent and re-seal if required.



8. If another wound is present, repeat steps 1,3,4 & 5 with second seal

CELOX™ MEDICAL
MADE TO SAVE LIVES

Celox Medical
T: +44 (0)1270 500019
F: +44 (0)1270 500045
E: celoxenquiries@medtrade.co.uk
www.celoxmedical.com

For full details, instructions and warnings refer to manufacturer's instructions for use

Copyright © 2020 Medtrade Products Ltd. CELOX™ and FOXSEAL™ is a trademark of Medtrade Products Ltd. All rights reserved.